

When to use

QUALIBREATH

... after operations inside your chest

... after trauma to your chest

... when you need respiratory therapy



Use QualiBreath immediately after your operation or trauma

Use QualiBreath in the hospital and at home - as long as you feel you need that extra support

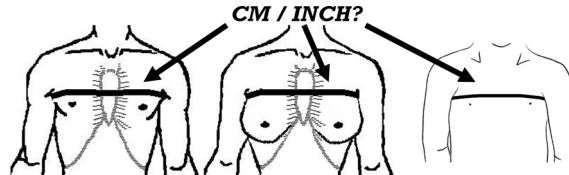
QUALIBREATH

Supplied single packed with Instructions for Use

Patient chest measure		QualiBreath size	Order codes
CM	INCH		
56 - 62 cm	22.0" - 24.4"	Ped. 4-6 years	QB 4-6
62 - 68 cm	24.4" - 26.8"	Ped. 6-8 years	QB 6-8
68 - 75 cm	26.8" - 29.5"	Ped. 8-10 years	QB 8-10
75 - 84 cm	29.5" - 33.1"	Ped/Adult Extra Small	QB XS
84 - 92 cm	33.1" - 36.2"	Small	QB S
<i>* If below 88 cm - 34.7" choose X-Small for a very tight fit</i>			
92 - 100 cm	36.2" - 39.4"	Medium	QB M
<i>* If below 96 cm - 37.8" choose Small for a very tight fit</i>			
100 - 108 cm	39.4" - 42.5"	Large	QB L
<i>* If below 104 cm - 40.9" choose Medium for a very tight fit</i>			
108 - 113 cm	42.5" - 44.5"	Extra Large	QB XL
<i>* If below 110 cm - 43.3" choose Large for a very tight fit</i>			
113 - 122 cm	44.5" - 48.0"	Extra Extra Large	QB XXL
<i>* If below 118 cm - 46.5" choose X-Large for a very tight fit</i>			
122 - 134 cm	48.0" - 52.8"	Extra Extra Extra Large	QB XXXL
<i>* If below 128 cm - 50.4" choose XX-Large for a very tight fit</i>			

If a very tight fit is desired, please follow the guidelines in this color (*) on the chart.

Place measure tape ABOVE breasts for correct sizing



To order call
 +39 0125 54 691
 or Email: info@qualiteam.com
 or buy online at www.qualiteam.com

Made in Italy

QUALITEAM s.r.l.

Casale Nassio Sopra 15/A
10010 Chiaverano (TO),
ITALY
www.qualiteam.com
Tel: +39 0125 54691
Fax: +39 0125 54794
info@qualiteam.com
www.qualibreath.com



QT.QB.01.1103-00

QUALITEAM s.r.l.

Products to advance recovery



Do you need or just had HEART SURGERY?

Or other operations in your CHEST ?



If YES, see here what

QUALIBREATH

can do for you!

Heart surgery and other operations in the chest cause soreness in the first days after the operation.


You may be reluctant to breathe deeply and to cough - to avoid the discomfort of pain.

Yet deep breathing, coughing and early return to normal movement are very important for your quick and complication-free recovery.

That's when you will appreciate to have **QUALIBREATH** for support and assistance

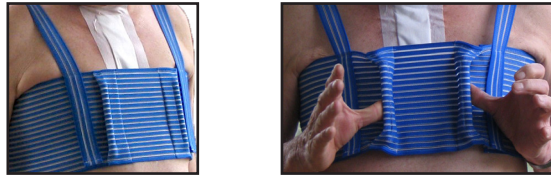
QUALIBREATH gives you

- a feeling of security
- a sense of "being held together"
- a handy tool to help manage discomfort and pain when:

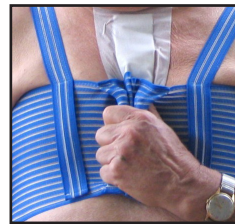


coughing,
sneezing,
doing breathing exercises,
getting in or out of bed,
sitting down or getting up from a chair

What is **QUALIBREATH** ?



A chest surrounding, wide, elastic chest support



with integrated handles to use for more support when you need it.



Easy to close and adjust with closure at the front left side.

Easy to fit correctly with shoulder straps at the front

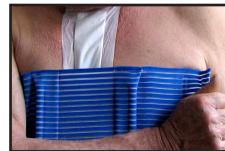
Use **QUALIBREATH** directly on your skin under your clothes

How to use **QUALIBREATH** correctly:

1. Place the upper edge of QualiBreath as high as possible under your armpits



2. Tighten QualiBreath firmly but make sure you can breathe freely



3. Pull QualiBreath as high as possible in the back using the shoulder straps for pulling



4. Place QualiBreath as high as possible on your chest



5. Make sure your chest bone is between the 2 handles



6. Females should make sure to place QualiBreath ABOVE the breasts

Grasp the handles by one or both hands to give yourself more support when needed